

Section 11

Discussion Board

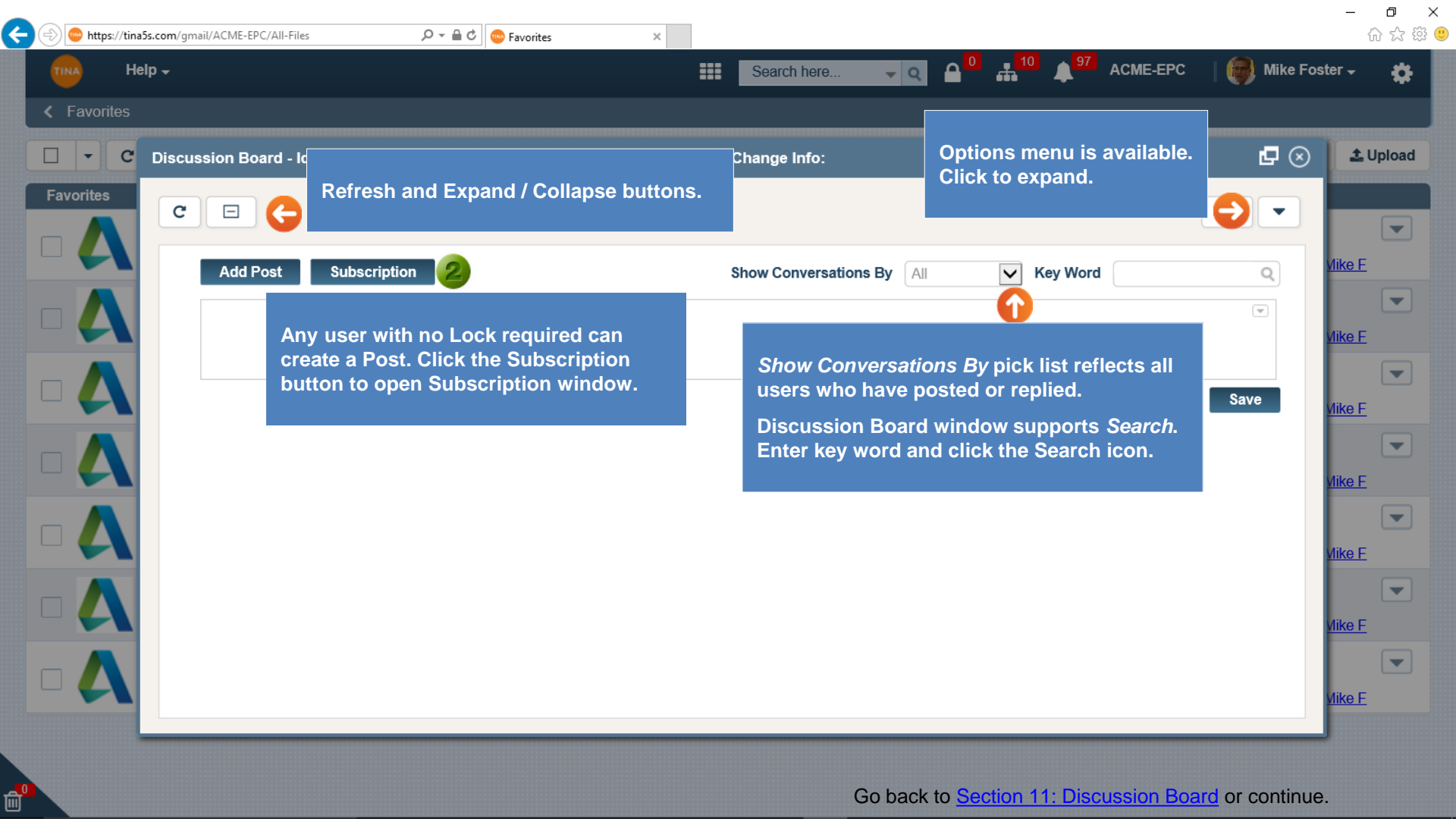
[Navigate to Discussion Board](#)

[Subscription](#)

[Adding Post](#)

[Attachments](#)

[Tagging](#)

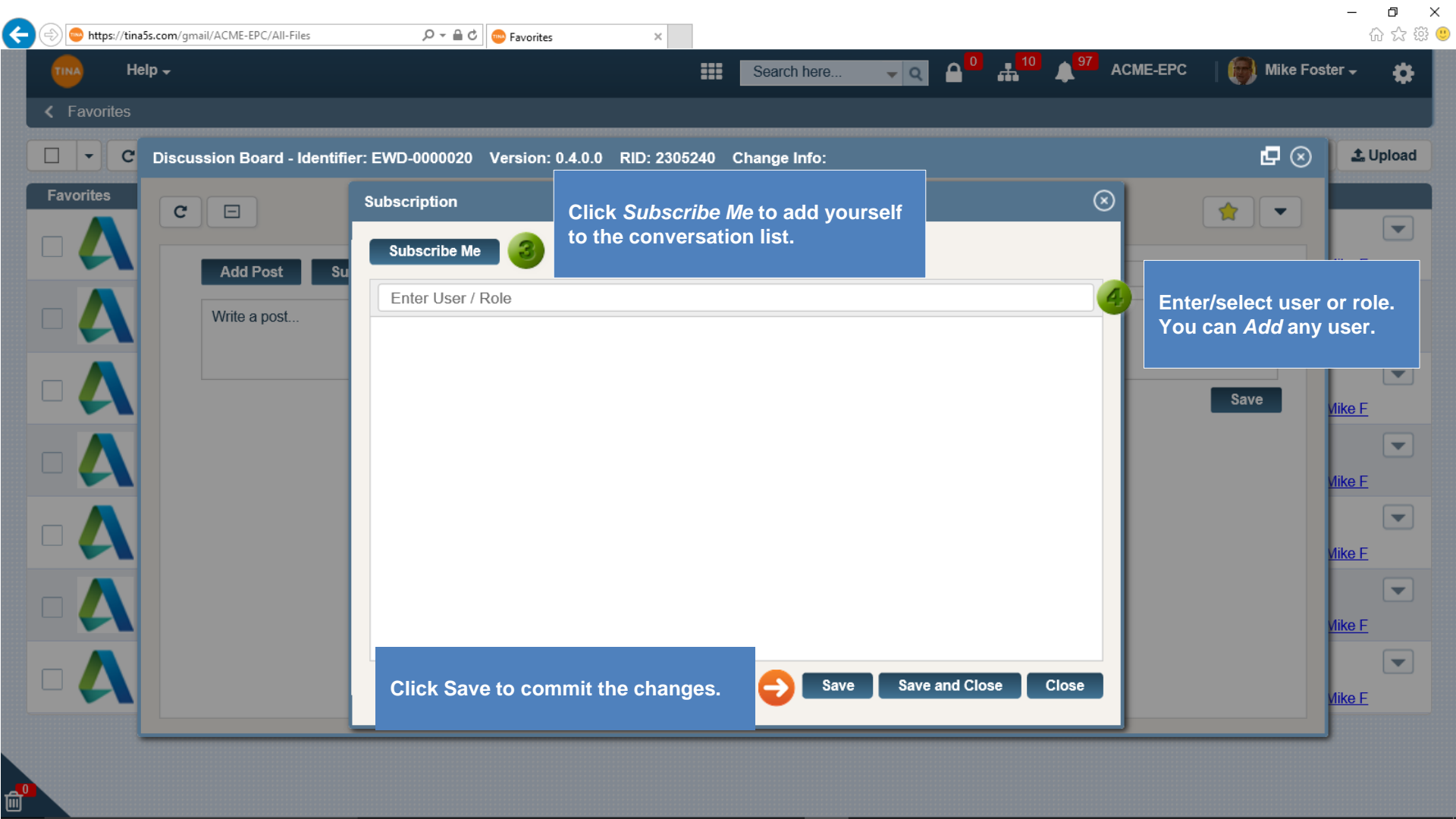


Refresh and Expand / Collapse buttons.

Options menu is available. Click to expand.

Any user with no Lock required can create a Post. Click the Subscription button to open Subscription window.

Show Conversations By pick list reflects all users who have posted or replied. Discussion Board window supports Search. Enter key word and click the Search icon.



< Favorites

Discussion Board - Identifier: EWD-0000020 Version: 0.4.0.0 RID: 2305240 Change Info: Upload

Favorites

- [Avatar]
- [Avatar]
- [Avatar]
- [Avatar]
- [Avatar]
- [Avatar]
- [Avatar]
- [Avatar]

Subscription [Close]

Subscribe Me 3

Enter User / Role 4

Write a post... Add Post

Save

Mike F

Mike F

Mike F

Mike F

Mike F

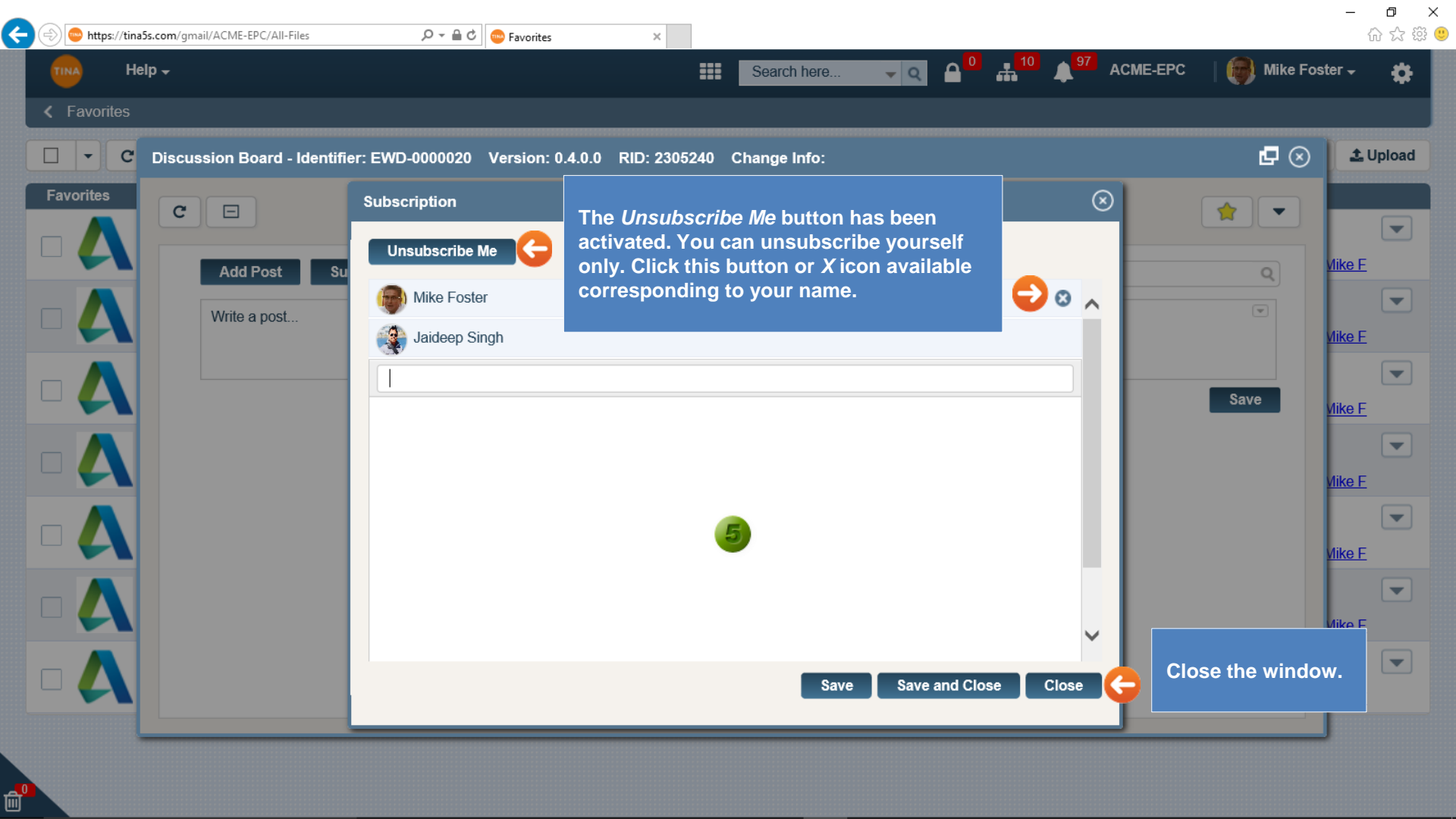
Mike F

Click *Subscribe Me* to add yourself to the conversation list.

Enter/select user or role. You can *Add* any user.

Click **Save** to commit the changes.

Save **Save and Close** **Close**



Discussion Board - Identifier: EWD-0000020 Version: 0.4.0.0 RID: 2305240 Change Info:

Subscription

Unsubscribe Me



Mike Foster



Jaideep Singh



Save

Save and Close

Close

The *Unsubscribe Me* button has been activated. You can unsubscribe yourself only. Click this button or X icon available corresponding to your name.

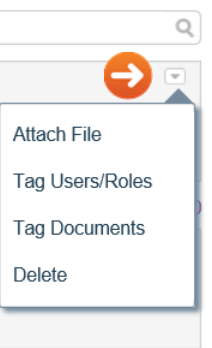
Close the window.

Discussion Board - Identifier: EWD-000020 Version: 0.4.0.0 RID: 2305240 Change Info:

Discussion board interface with buttons: Add Post, Subscription, Add Post., Comments(1), Attachment(1), Last Comment: Mike F, 0 minute ago, Please review attachment, Save

Options menu
You will be able to Upload File to the Post, Tag Users/Roles or Documents once the Discussion has been started.

Deleting post – only person who created the post can delete it (Owners) and Administrators.



Note:
Subscribed users receive notification that they have been invited to participate in discussion. When notified user clicks the notification link, the Properties page with discussion board will be presented.

Click Save to start Discussion.

Discussion Board - Identifier: EWD-000020 Version: 0.4.0.0 RID: 2305240 Change Info:


Discussion board interface with a post and comments.

Add Post **Subscription** Show Conversations By: All Key Word: [Search]

The Post related to UINFO is added here. Any comments and feedback?

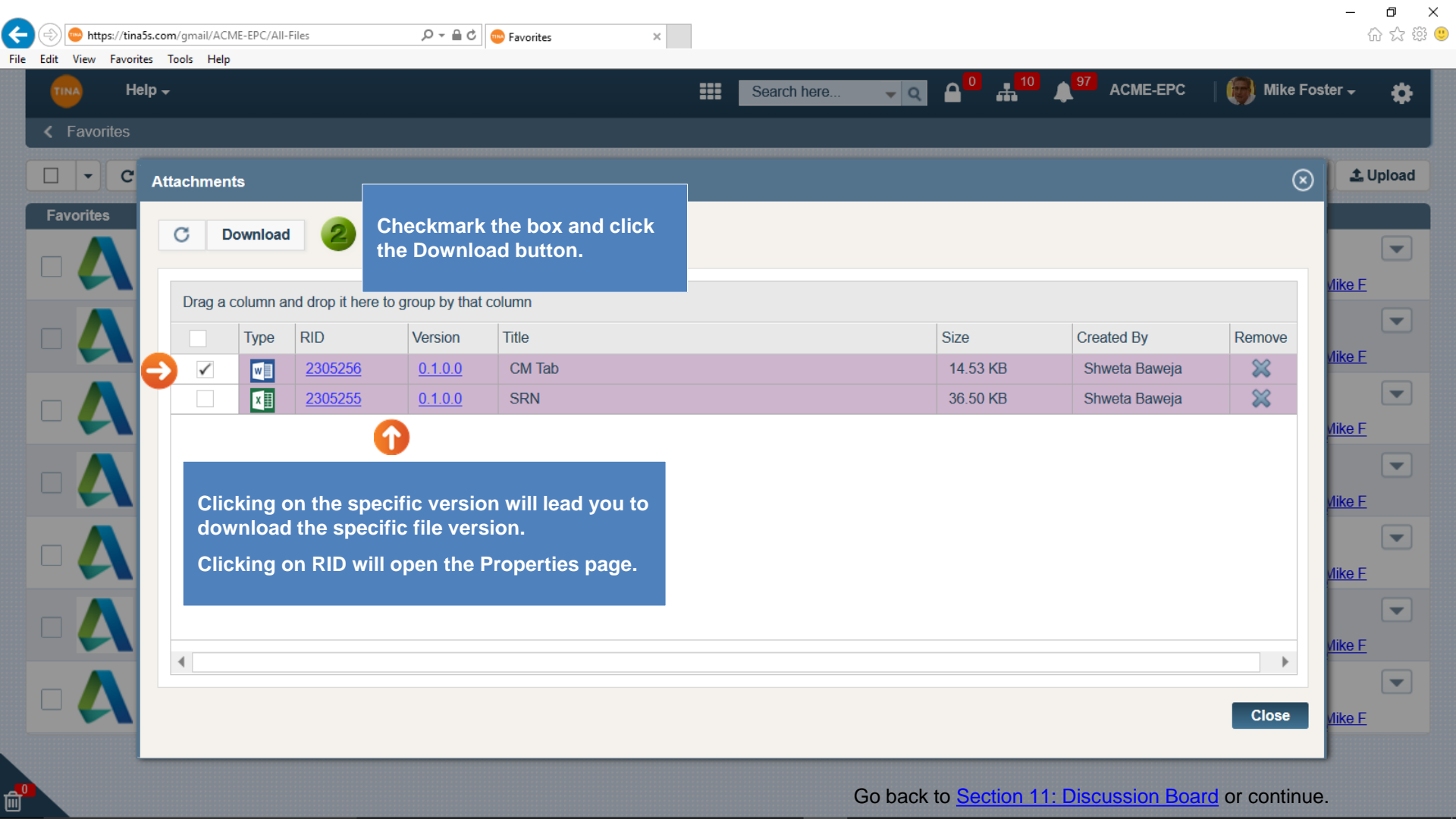
1

Comments(1) [Attachment\(2\)](#) Last Comment: Mike F, 26 minutes ago Mike E, 40 minutes ago, Version 0.4.0.0

Please review  attachment Mike E, 25 minutes ago

Save

Click hyperlink to open the Attachments window.



Attachments

Download 2

Checkmark the box and click the Download button.

Drag a column and drop it here to group by that column

<input type="checkbox"/>	Type	RID	Version	Title	Size	Created By	Remove
<input checked="" type="checkbox"/>		2305256	0.1.0.0	CM Tab	14.53 KB	Shweta Baweja	
<input type="checkbox"/>		2305255	0.1.0.0	SRN	36.50 KB	Shweta Baweja	



Clicking on the specific version will lead you to download the specific file version.
Clicking on RID will open the Properties page.

Close

Discussion Board - Identifier: EWD-000020 Version: 0.4.0.0 RID: 2305240 Change Info:

Discussion board interface with 'Add Post' and 'Subscription' buttons. A text box contains the message: 'The Post related to UINFO is added here. Any comments and feedback?'.

Comments section: 'Comments(1) Attachment(2) Last Comment: Mike F, 26 minutes'. A comment reads: 'Please review attachment'.

Input field: 'Write a comment...'

Buttons: 'Add Post', 'Subscription', 'Save'.

Poster/replier can tag anyone they wish. Tagging adds user/role to subscription list for document.

- Attach File
- Tag Users/Roles
- Tag Documents
- Delete

Discussion Board - Identifier: EWD-000020 Version: 0.4.0.0 RID: 2305240 Change Info:

Add / Edit Tag

Subscribe Me

Steven Gentles

Enter/select user or role.
You can *Add* any user.

Click Save.

Save Save and Close Close

Note:
Tagged users receive notification that they have been invited to participate in discussion. When notified user clicks the notification link, the Properties page with discussion board will be presented.