

Section 4

Query Builder

[Query Builder Tab](#)

[Query Builder Panel](#)

[Form Query](#)

[Save Query](#)

[Template Query and Pre-Selected Query](#)

[Default & Saved Queries Tab](#)

[Delete Query](#)

[Set Default Query](#)

[Change Default Query Settings](#)

[Sharing Query](#)

[Search Landing Page](#)

[Keyword Search in Query Builder](#)



Favorites



Favorites

Drag a column and drop it here to g

	Type	Lock	Menu	Record I
<input type="checkbox"/>				292433
<input type="checkbox"/>				2924310
<input type="checkbox"/>				2924311
<input type="checkbox"/>				2924275
<input type="checkbox"/>				2924273
<input type="checkbox"/>				2924268

Search Settings

Query Builder

Saved Settings & Queries

Add

Reset

Build queries using fields from

All Categories,3D CADD C/S/A Mo...



Save Query

Perform Query

Search Tips!

Operator	Find	Criteria	Value
<input type="text"/>	Please Choose	Please Choose	<input type="text"/>

Query Builder

The Query Builder tool will provide the ability to form more complicate queries and Save them to reuse.

Used	Tree	Chatter Factor	Draw
2	0		
0	0	0	0
0	0	0	0
0	0	0	0
1	0	0	0
1	0	0	0
1	0	0	0

Drag a column and drop it here to g

	Type	Lock	Menu	Record I
<input type="checkbox"/>				292433
<input type="checkbox"/>				292434
<input type="checkbox"/>				
<input type="checkbox"/>				

Add Reset

Build queries using fields from All Categories,3D CADD C/S/A Mo...

Save Query Perform Query

Operator	Find	Criteria
		Please Choose
AND		Please Choose

Add
You can add more clauses by clicking the Add button.

Reset
The Reset button will be disabled unless you make any changes in the clause.

Click Search Tips! for more information.

Search Tips!

Perform Query
The Perform Query button will be disabled unless you form the complete query.

Save Query
You will be able to Save a query and reuse it later.

Close
Click the X button to close query builder panel.

Remove
Click the X button to remove the clause.

Clause
By default, you will get one clause (row) to form query.

Query Builder Panel

	Used	Tree	Chatter Factor	Drawi
REP-000000		2	0	
REP-000000				
M-CSA-000				
VG-PROC-0				

Drag a column and drop it here to g

Type	Lock	Menu	Record I
			292433
			2924310
			2924311
			2924275
			2924273
			2924268

Search Settings Query Builder Saved Settings & Queries

Build queries using fields from All Categories,3D CADD C/S/A Mo... 1 Save Query Perform Query

Operator	Find	Criteria	Value
	Category	Please Choose 3	
		Looking for	
		Equal To 4	
		Not Equal To	
		In	
		Not In	

Used	Tree	Chatter Factor	Draw
	2	0	
	0	0	
	0	0	
	0	0	
	1 of 3	0	0
	0 of 1	0	1
	1 of 1	0	1

Criteria
Criteria field loads the operators that depend on the *Find* field selection.
Note: If you didn't select the *Find* field value, the *Criteria* field will be disabled.

Favorites

Refresh

Favorites

Drag a column and drop it here to group by that column

Type	Lock	Menu	Record Id
			292433
			2924310
			2924311
			2924275
			2924273
			2924268

Search Settings Query Builder

Add Reset

Operator	Find	Criteria	Value
<input type="text"/>	Category	Equal To	Aero Report

Perform Query
The Perform Query button has been activated. Click it.

Search Tips!

Perform Query

Value

The Value field will be a textbox or pick list (depends on the Find field selection). Enter / Select the value.

Note: If you didn't select the Criteria field value, the Value field will be disabled.

- Looking for
- ABSA Registration
- Aero Report
- Alarm Configuration
- Ancillary Files
- Automation System Test Report
- Block Flow Diagram (BFD)

Value Null or Blank

If you leave the field value empty, it assumes you want to search for Null or Blank.

For example:

Return any records where the Secondary Identifier contains ANY value:

- Find=Category > Criteria= Equal To > RSK
- AND
- Find= Secondary Identifier > Criteria="Not Equal To " > Value= leave the value blank.

Category Equal To RSK AND Secondary Identifier Not Equal To NullsOrBlanks

Drag a column and drop it here to group by that column

S...	Type	Record Id	Primary Identifier	Secondary Identifier	Version	Size
		2611681	PV-E00018-RSK	CONTROLLED	0.1.0.0	14
		1816120	PV-00118-RSK	ACTIVE	1.0.0.0	74
		1816119	PV-00117-RSK	CLOSED	0.1.15.0	71

My Searches

The system will perform search as per the query values. The Search result set will be displayed in the *My Searches* screen on a separate web page.

Category Equal To Aero Report

Total Records Returned : 17

Drag a column header and drop it here to group by that column

Type...	Record ID...	Internal ID	Lifecycle State...	Title	Version	Category	Subfiles	Lock...	M...	Workflow	Tree
	2924326	AREP-0000015	In Work	Aero Report - COPY	0.1.0.0	Aero Report	0				0
	2924325	AREP-0000014	In Work	Report_Functional	0.1.0.0	Aero Report	1				0
	2924320	AREP-0000011	In Work	Report_Functional	0.1.0.0	Aero Report	0				0
	2924319	AREP-0000010	In Work	Aero Report	0.1.0.0	Aero Report	0				0
	2924313	AREP-0000009	In Work	Directional Stability Tests at M=	0.1.0.0	Aero Report	0				0
	2924312	AREP-0000008	In Work	Aero Report - COPY	0.1.0.0	Aero Report	2				0
	2924311	AREP-0000007	In Work	WhereUsedResultSet - COPY	0.1.0.0	Aero Report	0				0
	2924308	AREP-0000006	In Work								0
	2924275	AREP-0000005	In Work							1 of 3	0
	2901859	AREP-0000002	In Work								3
	2891784	AREP-0000002	In Work							4 of 4	0
	2889392	AREP-0000001	Released	Directional Stability Tests at M=	1.0.0.0	Aero Report	0			4 of 4	0
	2924274	AREP-0000004	Released	Report_Functional	1.0.0.0	Aero Report	0			1 of 2	0

Note: If no records in database match the search criteria, My Searches screen will display "No Data to display".

You can update the formed query and repeat search.

Favorites

Favorites

Drag a column and drop it here to g

Type	Lock	Menu	Record I
			292433
			292431
			2924311
			2924275
			2924273
			2924268

Search Settings Query Builder Saved Settings & Queries

Build queries using fields from All Categories,3D CADD C/S/A Mo... Save Query Perform Query

Operator	Find	Criteria	Value
	Category	Equal To	Aero Report
AND	Title	Equal To	

- AND
- (
- OR
- OR (
- AND (
-)

Logical Operator
 The Logical Operator control will be disabled for the first clause, means by default that the AND logical operator is selected.
 You will have an option to form the complex queries using different Logical Operators.

Used	Tree	Chatter Factor	Draw
1	0	0	0
1	2	0	0
1	0	0	0
1	0	0	0
1	0	1	0
1	0	0	0

Drag a column and drop it here to g

Type	Lock	Menu	Record I
			292433
			292431
			2924311
			2924275
			2924273
			2924268

Search Settings Query Builder Save

Add Reset

Operator	Find	Criteria	Value
	Category	Equal To	Aero Report
AND	Lifecycle State	Equal To	Released

Save Query Perform Query

Save Query
 If you wish to save a query:
 • Click the *Save Query* button.

Operator	Find	Criteria	Value										
	AREP-0000007	WhereUsedResultSet - COPY(2)	In Work	0.1.0.0	Aero Report	1		0	0	0	0	0	0
	AREP-0000005	WhereUsedResultSet	In Work	0.1.0.0	Aero Report	1	1 of 3	0	0	0	0	0	0
	3DM-CSA-0000003	3D CADD C/S/A Model	Released	1.0.0.0	3D CADD C/S/A	1	0 of 1	0	1	0	0	0	0
	DWG-PROC-0000001	Block Flow Diagram (BFD)	In Work	0.1.0.0	Block Flow Diag	1	1 of 1	0	1	0	0	0	0

Note:
 Ability to "capture" Saved Queries info in one environment and "replicate" them into another environment is implemented.

Drag a column and drop it here to g

Type	Lock	Menu	Record I
			292433
			292431
			2924311
			2924275
			2924273
			2924268

Search Settings Query Builder

Add Reset

Operator Category

AND Lifecycle State

Save Query Perform Query

Search Tips!

Value

The Save Query window will open.

- Enter Query Name and Description.
- Assign Grid Layout.
- Click the Save button.
- Confirmation message will be sent.



Save Query

2

Name * Aero Report

Description AR Released records

Assign Grid Layout Search

Template Query Pre Selected Query

3 Save Cancel

Template Query and Pre-Selected Query checkboxes will be shown based on the user security permissions.

- Any user with permission will be able to create multiple Template Queries.
- You will be able to mark a query as Pre-Selected query. Pre-Selected query will be automatically opened as a tab when you open the [Search landing page](#).

Used	Tree	Chatter Factor	Draw
0	0	0	0
1 of 3	0	0	0
0 of 1	0	1	0
1 of 1	0	1	0

Drag a column and drop it here to g

Type	Lock	Menu	Record I
			2924
			292431
			292431
			292427
			292427
			292426

Search Settings Query Builder Saved Settings & Queries

Search Tips!

Delete Edit Rename More Export Perform Query

Query Name	Description	Source	Set As My Default	Lay
<input type="checkbox"/> Aero Report	AR Released records	QueryBuilder	<input type="checkbox"/>	Se
<input checked="" type="checkbox"/> Project	Final	QueryBuilder	<input type="checkbox"/>	

→ Delete

Are you sure?

Delete Cancel

1-2 of 2

Delete Query

2

1

→

3

Checkmark the box and click Delete.
 Click *Delete* and selected query will be deleted.
 Confirmation message will be sent. Query(s) deleted ✕

Favorites

Query has been saved successfully. x

1

Search Settings Query Builder Saved Settings & Queries

Set Default Query

Favorites

Drag a column and drop it here to g

Type	Lock	Menu	Record I
			292433
			292431
			292431
			2924275
			2924273
			2924268

Document

All Versions

Select File Extension

File Size Greater than MB Show All

Content Search OFF

Reset Save

Save Settings

Name *

Description

Assign Grid Layout

Set as default

3 Save Cancel

By saving a Query from the General Search, you can set it as Default.

Click the Save button. Confirmation message will be sent.

Drag a column and drop it here to g

Type	Lock	Menu	Record I
			292433
			292431
			292431
			292427
			292427
			292426

Search Settings Query Builder Saved Settings & Queries

Delete Edit Rename

Query Name	Description	Source	Set As My Default	Lay
Aero Report	AR Released records	QueryBuilder	<input type="checkbox"/>	Se
Document	All Versions	GeneralSearch	<input checked="" type="checkbox"/>	Se
Document_Final	Released versions	GeneralSearch	<input type="checkbox"/>	Se

3 of 3

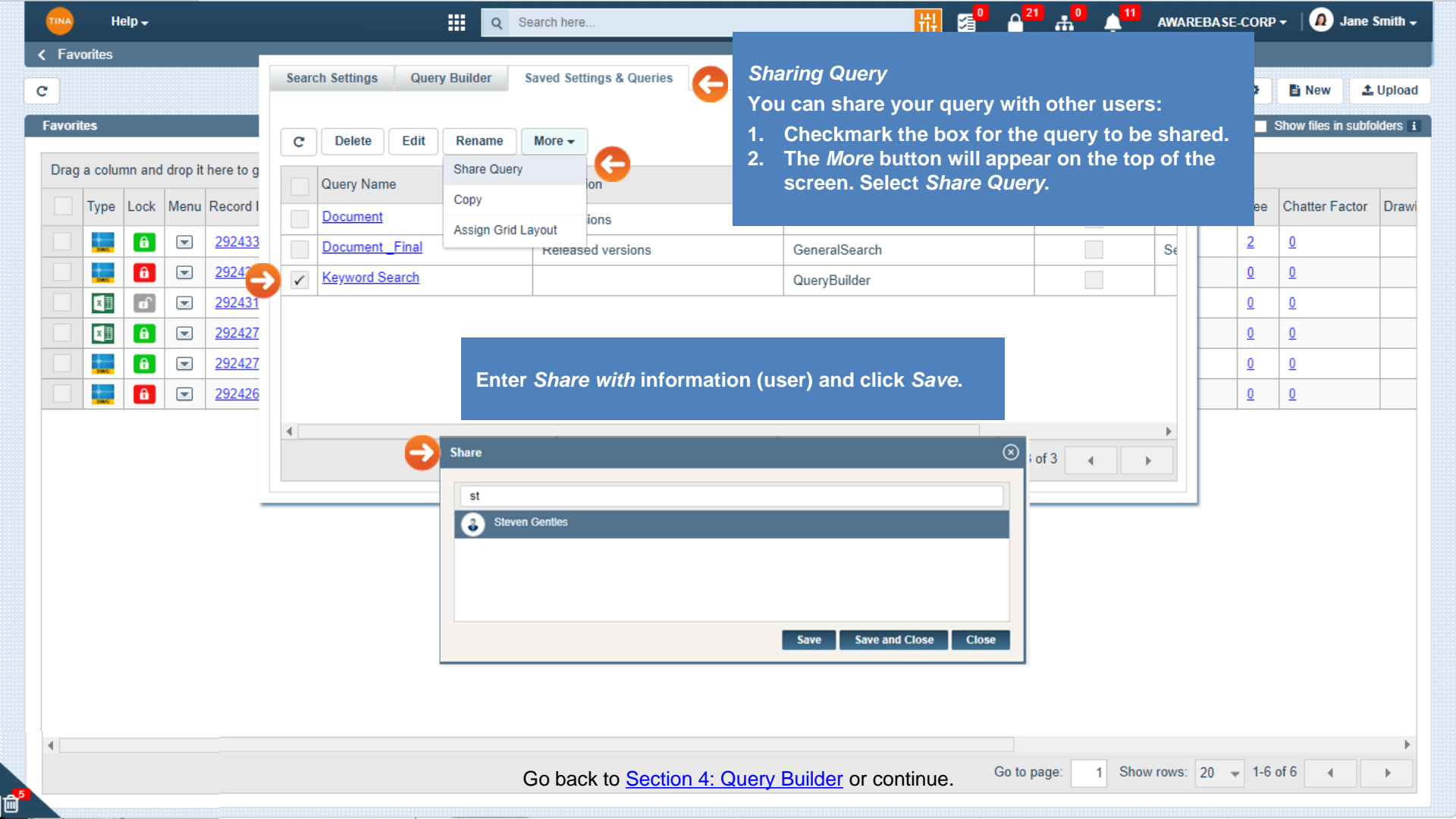
If you have an Advanced Search applied, Tina lets you know by putting a Filter icon in the search box.

You can change Default Query settings in the corresponding column by checking/unchecking the box:

1. You can only set default query which was created by yourself from General search.
2. The Default Query checkbox of saved query will be disabled those made from Query Builder or shared by someone else (refer to the *Source* column).

Note: When changing Default Query settings, Refresh web page for the changes to take an effect.

Used	Tree	Chatter Factor	Draw
	2	0	
	0	0	
	0	0	
	0	0	
	0	0	



Sharing Query
You can share your query with other users:

1. Checkmark the box for the query to be shared.
2. The *More* button will appear on the top of the screen. Select *Share Query*.

Enter *Share with* information (user) and click *Save*.

Share

st

- Steven Gentes

Save Save and Close Close

Drag a column and drop it here to g

Type	Lock	Menu	Record I
			292433
			292431
			292431
			292427
			292427
			292426

Search Landing Page

Search Settings Query

Delete Edit

Export Perform Query

Query Name	De 1 on	Source	Set As My Default	Lay
Aero Report	AR Released records	QueryBuilder	<input type="checkbox"/>	Se
			<input checked="" type="checkbox"/>	Se
			<input type="checkbox"/>	Se

Search Tips!

By clicking the Search icon, the Search landing page will open, and all your Template Queries will display in the separate sub-tabs.

Save Query

Update Existing Query Create New Query

Name *

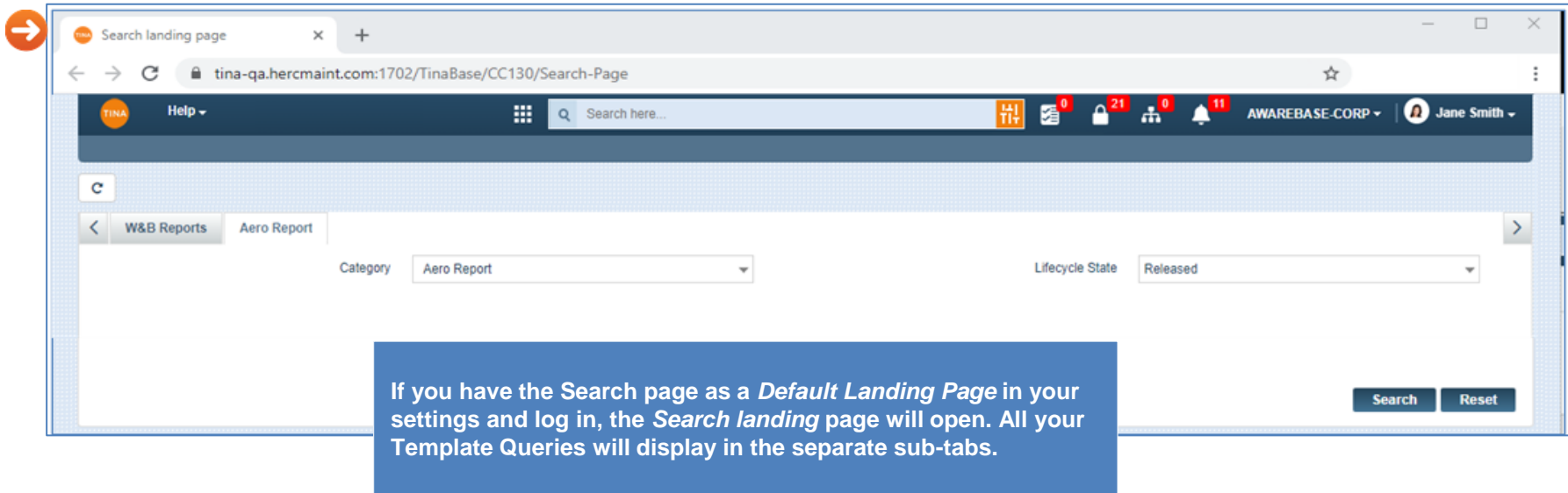
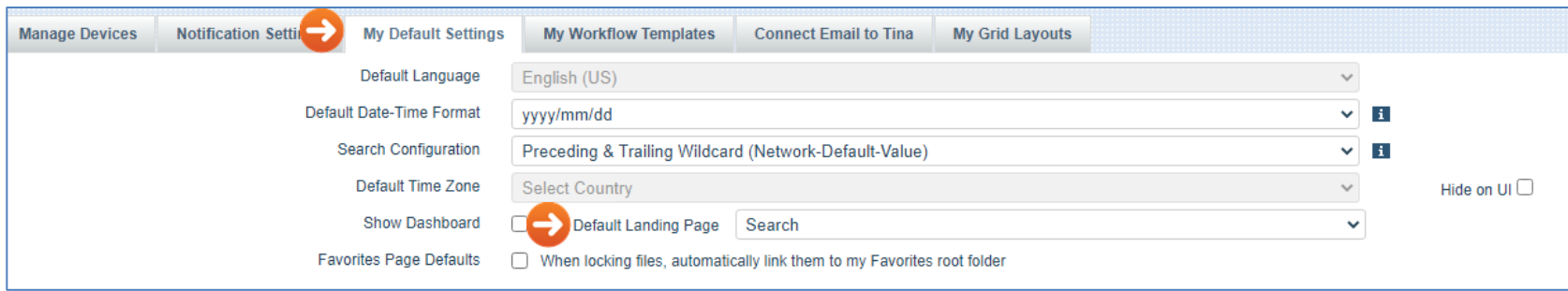
Description

Template Query Pre Selected Query

Note: Pre-Selected Query tab will automatically open on the Search landing page.

Category

Lifecycle State



Keyword Search in Query Builder

The *Keyword Search* option is added under the *Find* picklist with two options in the *Criteria* to search for:

- In Metadata for
- In Metadata & Content for

You can enter keywords in the *Value* cell as per selected criteria.

- When performing a search by using "In Metadata for" it will work like a general search.
- When performing a search by using "In Metadata & Content for" it will work like Metadata and Content search.

You can save the *Keyword Search* query as a Template Query. Then on the Search Landing page, this will show as a textbox with the label "Keyword Search in Metadata for" and "Keyword Search in Metadata & Content for".

The screenshot shows the Query Builder interface with the following components:

- Search Settings:** Includes tabs for Search Settings, Query Builder, and Saved Settings & Queries. It features an "Add" button, a "Reset" button, and a "Build queries using fields from" dropdown menu set to "All Categories,3D CADD C/S/A Mo...". There are also "Save Query" and "Perform Query" buttons.
- Operator:** A dropdown menu with a right-pointing arrow icon.
- Find:** A dropdown menu with "Keyword Search" selected.
- Criteria:** A dropdown menu with "Please Choose" selected. A dropdown list is open, showing options: "Looking for", "In Metadata For", and "In Metadata & Content For".
- Value:** A text input field with a clear button (X).
- Table:** A table with columns: Used, Tree, Chatter Factor, Draw. The table contains several rows of data with numerical values and links.

Below the main interface, a separate window shows the search results for "Keyword Search in Metadata For" and "Keyword Search in Metadata & Content For".

Keyword Search In Metadata For	Keyword Search In Metadata & Content For
<input type="text"/>	<input type="text"/>

At the bottom of the interface, there are "Search" and "Reset" buttons.

Go back to [Section 4: Query Builder.](#)

Search Reset